

KULACHI HANSRAJ MODEL SCHOOL


NURSERY WING – PRE SCHOOL 2016-17

Email: kulachinursery@yahoo.co.in Website: www.khms.ac.in

Summer is around the corner!!!! The scorching summer wind & unrelenting heat of May makes us all look forward to the long summer vacation, a time for relaxation & enjoyment. So, students sit, relax, watch entertaining & informative movies, visit friends & relatives .

As important as it is to rest & enjoy , it is also important to continue to learn.

Strike a balance between work & play & allow yourself to grow in the process. It's a great time for the parents to catch the little joys their child gives. Parents need to limit the T.V. time and supervise the channels their child watches, give their valuable guidance & spend quality time with their children.



Let vacation time be a doorway to creativity, learning, growth, joy, happiness & above all –bonding.

- ❖ Make the 4 magic words PLEASE, THANKYOU, SORRY & EXCUSE ME a part of your personality.
- ❖ Involve yourself in some physical activity.
- ❖ Eat nutritious food to remain fit & healthy.
- ❖ Water the plants & feed the birds..
- ❖ Watch the programs like Art Attack, C Beebies etc. to enhance your creativity.
- ❖ Do ample of freehand drawing & coloring.
- ❖ Revise all the work done in the class.
- ❖ Enjoy your work so that it becomes fun.
- ❖ Converse in English with your child & help him/her to make simple sentences.
- ❖ Wish the child in the morning & afternoon encouraging him/her to do the same.
- ❖ Read a story to your child everyday.
- ❖ Involve your child in each activity.
- ❖ Help your child to be independent. Let the child button his/her shirt, & put the things in their proper places. Encourage your child to do the homework on his/her own.


WISHING YOU A WONDERFUL & EXCITING VACATION.....

1. Language Skills

Know Yourself

❖ Learn the following sentences related to 'Myself':

- ✓ I am a boy / girl.
- ✓ My name is _____.
- ✓ I have two eyes.
- ✓ I have one nose.
- ✓ I have two ears.
- ✓ I Have two hands.
- ✓ My mother's name is _____.
- ✓ My father's name is _____.
- ✓ My school is Kulachi Hansraj Model School.
- ✓ My class is Pre School _____.




❖ Make a cut out of a fruit/vegetable/animal/ means of transport and colour it accordingly. Attach a string or ribbon so that the child can wear it. Learn 3-4 lines on it for Show and Tell activity.

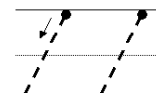
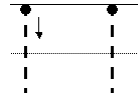
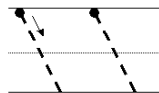
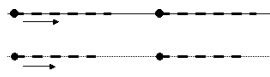
❖ Make 3 flashcards of 10" x 10" of following: (for the formation, check the sheet attached)

Phonic sound - _____ Pictures - _____, _____, _____

Sample -



❖ Do the attached strokes worksheets and help your ward to practice the same strokes on drawing sheets(Use crayons only).



❖ Learn the story -

The Lion and mouse

Once a lion was sleeping. A mouse ran over him. The lion got up. The mouse said "Let me go. I will help you one day." The lion let him go. One day the lion was caught in a hunter's net. The mouse heard the lion's cry and cut the net with his sharp teeth. The lion was free and he said thankyou to the mouse.

The monkey and the cap seller

Once, there was a cap-seller in a town. One day, when he was tired, he decided to sit under a big tree to take rest. There were many monkeys on the big tree. They came down, took the caps from the cap-seller's bag.

When the cap seller woke up, he saw the monkeys were wearing the caps. He found that monkeys were imitating him. So, he threw his cap down and the monkeys also did so. The cap-seller collected all the caps, put them back in his bag and went away happily.

2. Cognitive Skills

- ❖ Collect pictures of green and orange objects from old newspapers / magazines. Paste them separately on A4 size pastel sheet.
- ❖ Practice the activity of folding handkerchief / hand towel / paper sheet and sorting out things available at [home.e.g.](#) - spoon and fork, toothbrush and toothpaste.,

3. Art

- ❖ Create a composition using orange and green colour with the help of given textures (Finger & thumb printing, paper crumpling / tearing / pasting and vegetable texture).
- ❖ Prepare a picture card of postcard size of any 1 golden word (Please / Thankyou / Sorry / Excuse me)
- ❖ Complete the fun filled activities given in Primary Plus .

ACTIVITIES FOR FINE MOTOR DEVELOPMENT:

- ❖ Playing with clay / dough like making of ball / chapatti.
- ❖ Scribbling on old newspapers.
- ❖ Polishing of shoes.
- ❖ Buttoning of shirt.
- ❖ Closing and opening of zip of pouch and school bag.
- ❖ Make a ball with old newspapers, covering one over the other and use paint and brush to colour it.

Make a paper bag and decorate it with waste material.

Put your holidays homework in it and bring it on 8th July 2016.

(Kindly label all your creations with your name and class.)

The school will remain closed from 11th May 2016 for summer vacations and will reopen on 4th July 2016.

 
Happy Holidays!
  

PHONETIC SOUNDS TO BE FOLLOWED IN PRE SCHOOL

ऐ व क ड
Aa Bb Cc Dd

एह फ ग ह
Ee Ff Gg Hh

इ ज क ल
Ii Jj Kk Ll


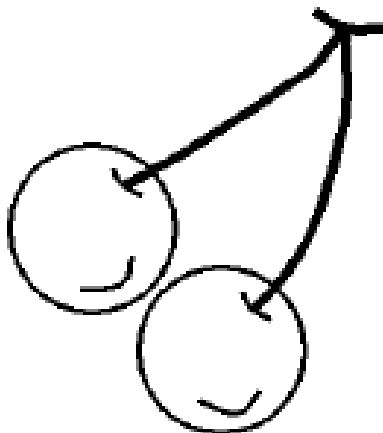

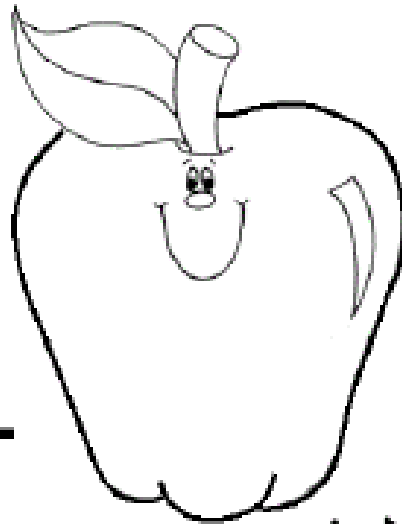

म न ओ प
Mm Nn Oo Pp

क्वा र स ट
Qq Rr Ss Tt

अ व वाँ क्स
Uu Vv Ww Xx

य जी
Yy Zz

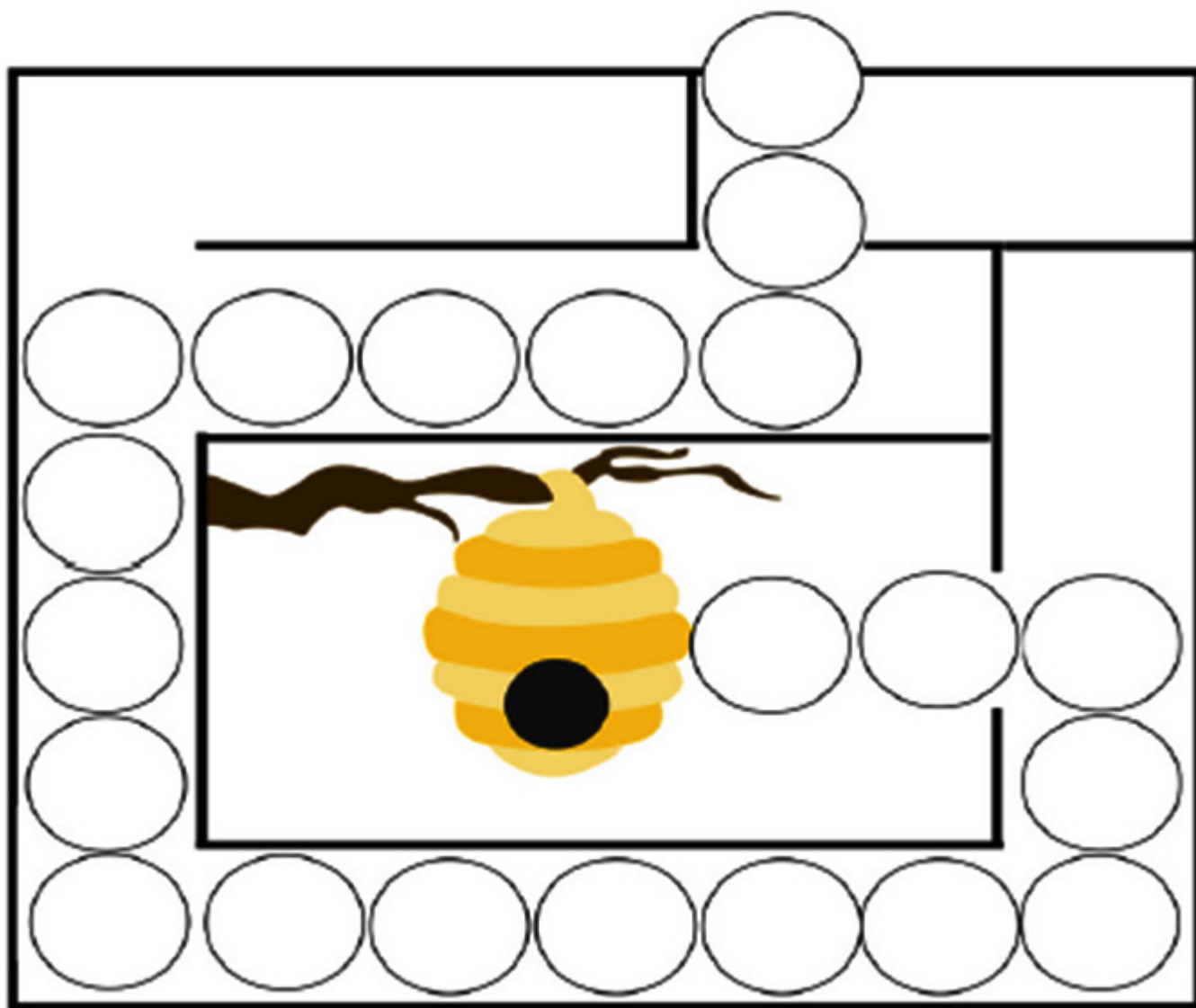
It's colouring time....



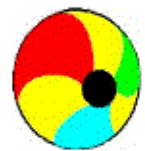
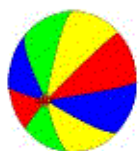
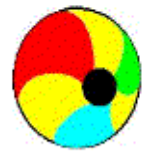
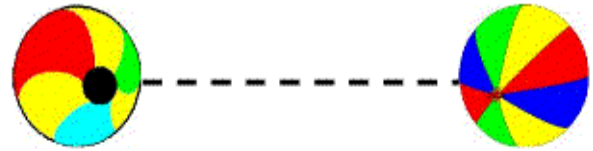

Color these things that are

red

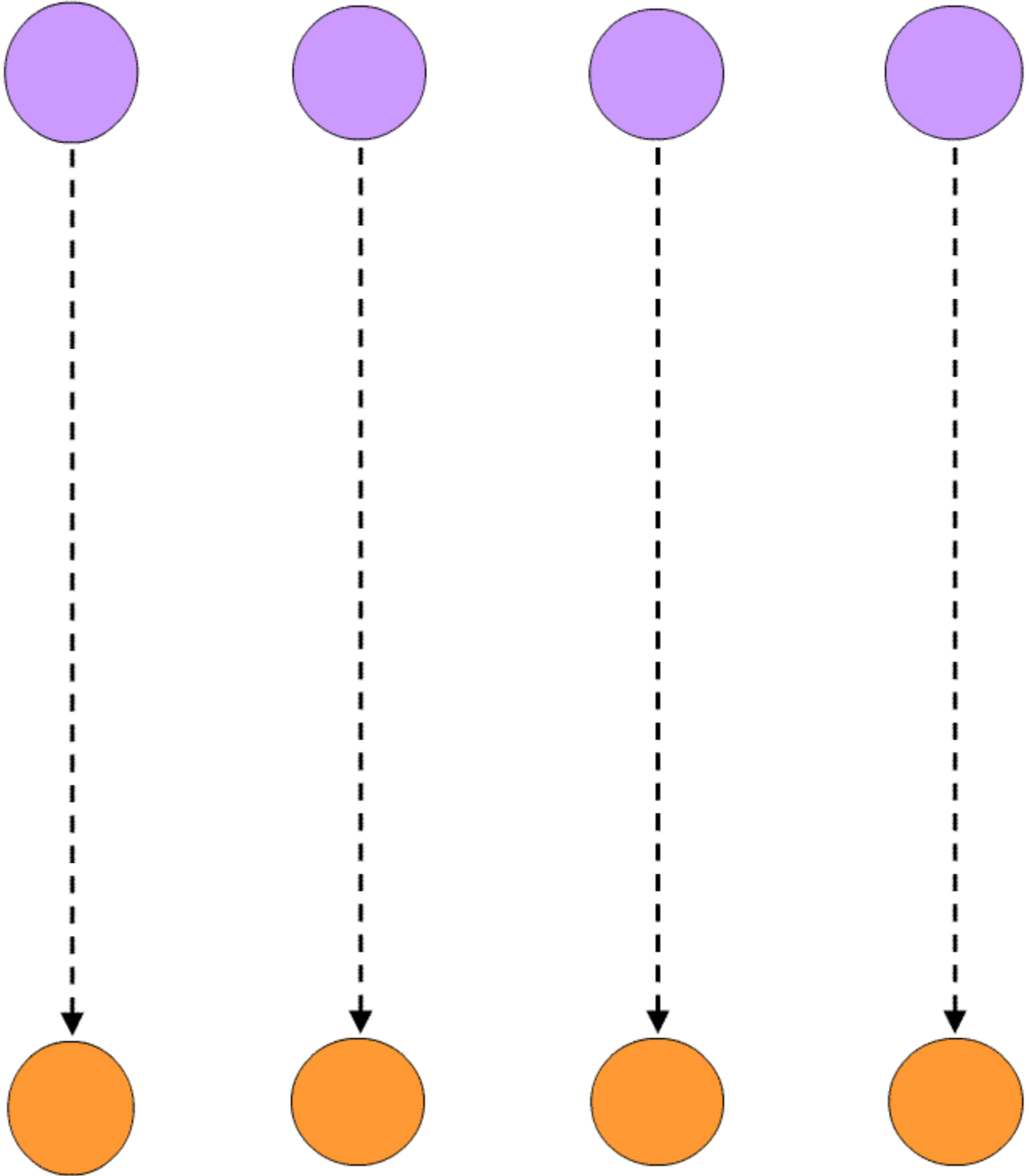
Use your finger tip to help the bee find her way to bee hive. (Finger tip painting with yellow colour).



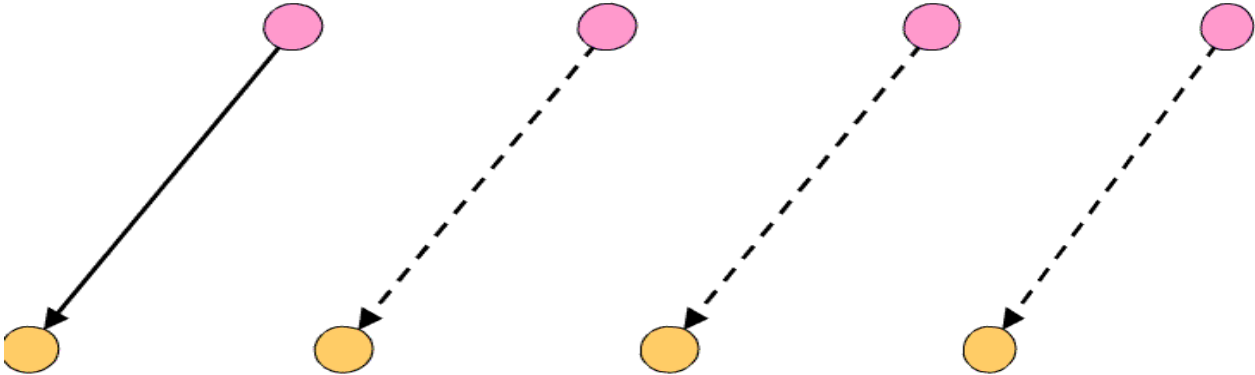
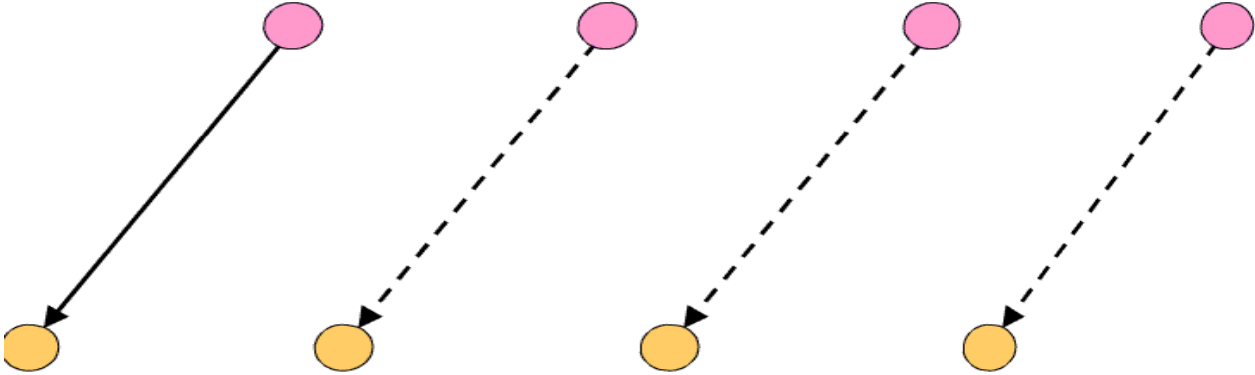
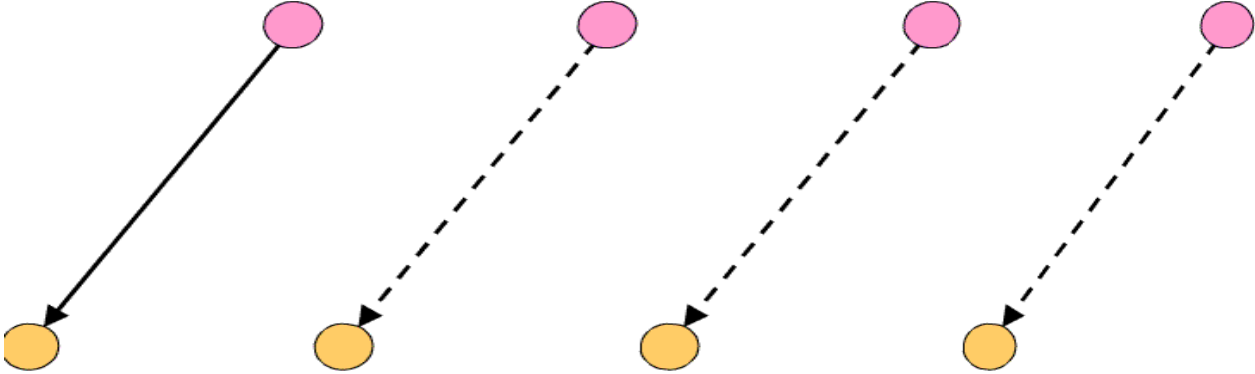
Make sleeping lines to join the balls.



Make standing lines to join the balls.



Connect the balls with slanting lines.

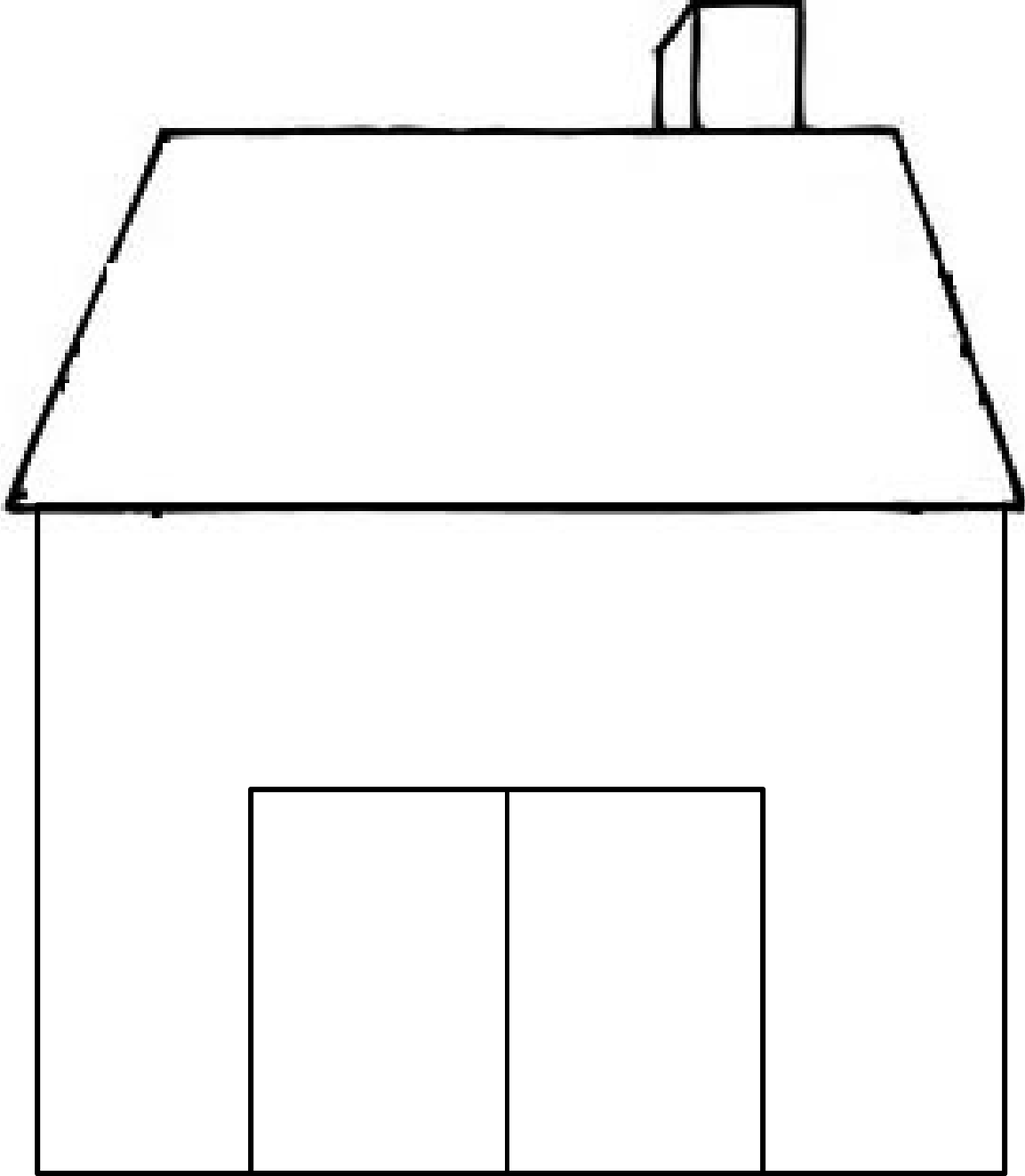


Trace the dotted lines .



MY HAPPY HOME


Beautify your home by colouring and pasting matchsticks / toothpicks / klava (moli) / Sutli (सुतली).



WORLD ENVIRONMENT DAY - 5 JUNE

Water the plants twice a day.

Beautify the following with balls of blue and green crape paper or glitter powder.



LET'S TAKE A PLEDGE TO KEEP OUR ENVIRONMENT

NEAT AND CLEAN

FATHERS DAY - 19 JUNE

Colour and decorate the batch.
Cut it and pin it on you father's shirt.

